




# Qiona Ease of Use. Ease of Mind.

EP External Devices



# With the automated 3 step adaptive High Flow physicians can take their minds off of "Is the pump in the right flow?"

## Combination with Qubic RF



## 3-Step-Adaptive High Flow


- 3 High Flow levels following freely adaptable power thresholds, even during ongoing energy applications

## Remote Control of Qiona through Qubic RF

- Direct remote control of Qiona pump
- Full integration of safety features from Qiona into Qubic RF workflow

# Ease of use by having daily clinical practice at the heart of design

## Ease of Use



## Vertically oriented rotor and front panel

- Easy feeding tube set into pump
- Reliably closed front panel

## Tube set adapters

- Irreversible tube set attachment

# Ease of mind due to maximum patient safety

## Ease of Mind




### Highly reliable bubble sensor and alarm

- Maximizes patient protection



### Bottle depletion control and alarm

- Always in time reservoir change



### Tube pressure monitor and alarm

- Warns in case of blocked irrigation lumen



# Qiona Ease of Use. Ease of Mind.

EP External Devices

